
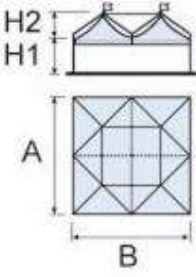



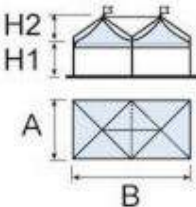


| Forma | Lato A (cm) | Lato B (cm) | H1 (cm) | H2 (cm) | Area (mq) | D (cm) | E (cm) |
|--|-------------|-------------|-----------|---------|-----------|--------|--------|
|   | 800 | | 250 - 300 | 195 | 64 | | |
|   | 1000 | | 250 - 300 | 235 | 100 | | |
| | 1200 | | 250 - 300 | 275 | 144 | | |
|   | 400 | 800 | 250 - 300 | 195 | 32 | | |
|   | 500 | 1000 | 250 - 300 | 235 | 50 | | |
| | 600 | 1200 | 250 - 300 | 275 | 72 | | |